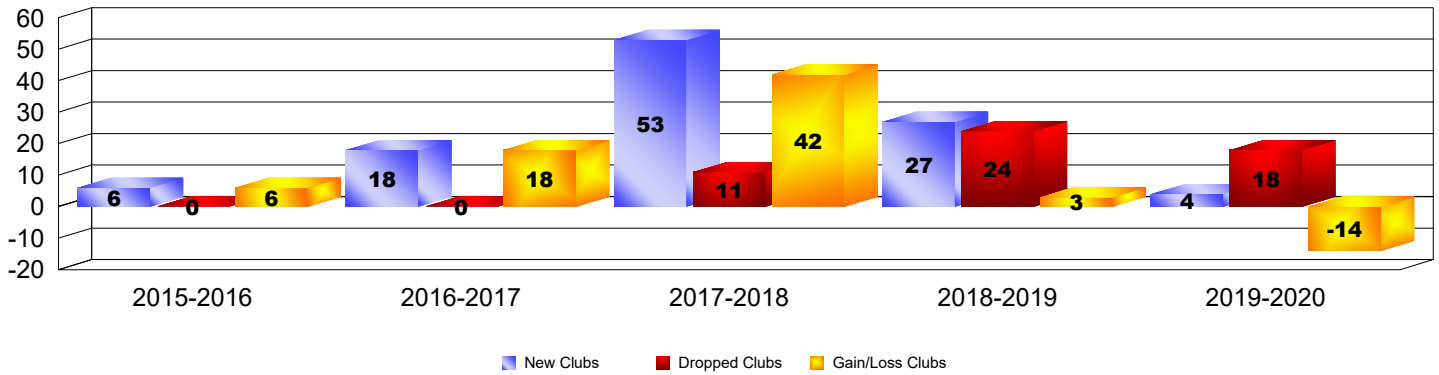


Multiple District 3231

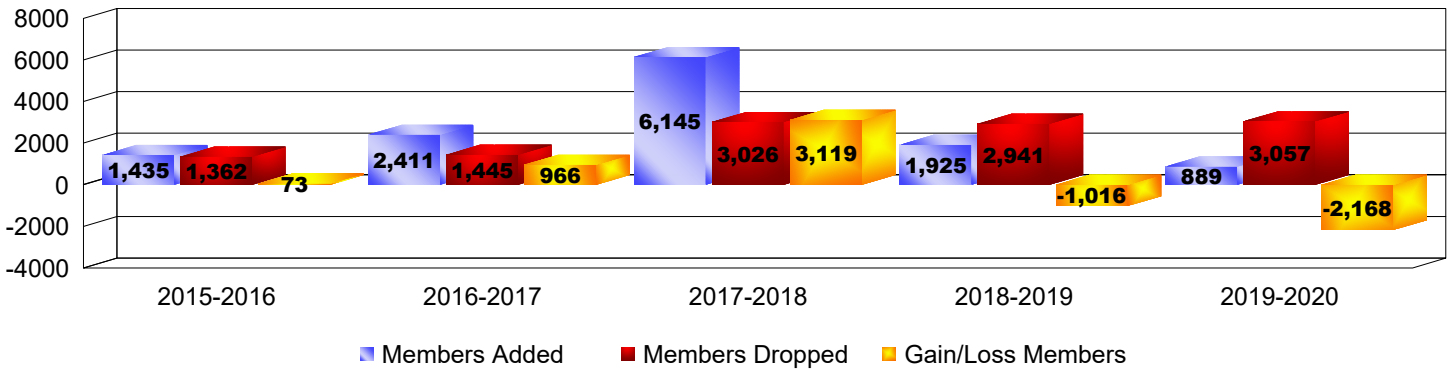
As of June 2020 Cumulative

| Year | New Clubs | Dropped Clubs | Gain/Loss Clubs | New Members | Charter Members | Reinstate Members | Transfer Members | Total Member Added | Total Members Dropped | Gain/Loss Members |
|----------------|-----------|---------------|-----------------|--------------|-----------------|-------------------|------------------|--------------------|-----------------------|-------------------|
| 2015-2016 | 6 | 0 | 6 | 1,148 | 162 | 98 | 27 | 1,435 | 1,362 | 73 |
| 2016-2017 | 18 | 0 | 18 | 1,763 | 491 | 118 | 39 | 2,411 | 1,445 | 966 |
| 2017-2018 | 53 | 11 | 42 | 4,177 | 1,795 | 112 | 61 | 6,145 | 3,026 | 3,119 |
| 2018-2019 | 27 | 24 | 3 | 976 | 726 | 153 | 70 | 1,925 | 2,941 | -1,016 |
| 2019-2020 | 4 | 18 | -14 | 577 | 144 | 132 | 36 | 889 | 3,057 | -2,168 |
| Average | 22 | 11 | 11 | 1,728 | 664 | 123 | 47 | 2,561 | 2,366 | 195 |


Clubs



Members



Membership Composition June 2020 Cumulative



Gender Comparison June 2020 Cumulative

